



EpiMax 777UHD



High Performance Seal Coat System

Description

EpiMax 777UHD High Performance Seal Coat System is a two component polyurethane coating that provides long-term protection to all forms of functional and architectural concrete. EpiMax 777UHD is the latest development in the EpiMax 777 family. This EpiMax product family has demonstrated proven service in concrete floor protection in a variety of retail, commercial & industrial flooring projects for more than ten years.

This latest development offers further advances in terms of general performance and durability. In particular, the direct-to-concrete adhesion is significantly enhanced.

EpiMax 777UHD is ideal as a scuff resistant clear protection system for polished concrete floors. If unprotected, these floors are easily stained or damaged by spills of even everyday substances such as foods, wines, sauces etc because their chemistry can harm the floor concrete by dissolving the cement paste and calcareous aggregates. More aggressive chemicals cause faster damage. Once a polished concrete floor starts to deteriorate, it can lose lustre and primary function and then dusting and cleaning difficulties begin.

This system is also suitable as a clear, scuff resistant, seal coat to other EpiMax clear or solid colour flooring systems to provide a professional surface finish.

EpiMax 777UHD is available as a clear system in gloss, satin and matt versions. Coloured versions are also available for direct-to-concrete coloured finish applications to enhance presentation and performance.

EpiMax 777UHD is also a suitable sealer for INEX FLOOR flooring material to create "polished concrete like" finishes in lightweight construction.

Advantages

- Hazmat free/non flammable
- Water based - odourless & food safe
- Clear or coloured, non-yellowing
- Gloss or matt
- Easily applied by roller or spray
- Self priming
- Excellent adhesion
- Excellent scuff resistance
- Excellent abrasion resistance
- Meets GBCA Low VOC standard
- Meets AS 4586 Slip Resistance standard
- Meets BCA CRF Fire standard
- Good stain resistance
- Excellent durability



Typical applications

General retail, commercial & industrial flooring

- Retail service areas
- Shopping malls
- Restaurant seating areas
- Television studios
- Correctional facilities
- Hotels & convention centres
- Showrooms
- Photo-decorative application sealer
- Decorative cement micro topping sealer

Typical properties

- Shelf life: 6 months
- Work time: 2 - 3 hours at 25°C
- Recoating window: 16 - 24 hours at 25 °C
- Coverage/pack - theoretical 180m²/coat @ 60 micron dft
- Mix ratio: 1 volume Activator : 4 volumes Base
- Set to touch: 45 - 60 minutes at 25°C (depends on air flow)
- Full cure time: 7 days at 25°C
- Volume solids content: 40 - 65% (varies with water addition)

Estimating data

18 ltr EpiMax 777UHD High Performance Seal Coat = 180m²/coat

General surface preparation

Concrete should be at least 28 days old. Ensure it is clean, dry and free of additives, curing agents, oils, etc. Prepare as necessary by professional diamond grinding or captive blast cleaning as applicable to expose firmly held aggregate. Allow to dry if wet. Always confirm preparation adequacy. Surface profile should exceed CSP 2.

General application comments

The hardening mechanism is two stage. Firstly the contained water evaporates and then the chemical hardening takes place. Good air flow will always assist the water evaporation stage. Work time may be difficult to visually determine, so always keep track of actual time.

Review the sub-floor area in advance so that a fixed volume of mixed material can be applied over a fixed area to ensure correct application rate. Select a slow speed (400 rpm) mechanical mixer and ensure thorough mixing. Add EpiMax 777UHD Activator to EpiMax 777UHD Base. Mix until uniform. To adjust the viscosity of the first coat, use up to 15% potable water as required. Apply in an even coat over the prepared surface at 10m² per litre.

EpiMax 777UHD can be applied by short nap roller or airless spray. Allow the coating to cure for 7 days prior to subjecting to full exposure. Slip resistance can be enhanced by incorporating suitable non-slip media into the first coat.

Wet edge time is affected by temperature and air flow. Higher temperatures and airflow will decrease wet edge times.


Discard unused material when the work time is exceeded (2 - 3 hours at 25°C) Work time may be difficult to visually determine, so always keep track of actual time.

Always protect from rain for 24 hours after application.

Avoid application when relative humidity is >80% and temperature is <12°C.

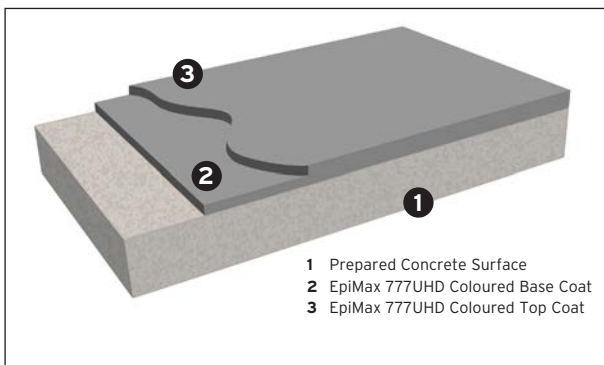
Polished concrete applications

Diamond-segmented abrasives are used to grind concrete surfaces to the desired degree of grind and smoothness. Eventually, "grinding" gives way to "polishing". Gradual progression is made from coarser diamonds to finer diamonds. The result, after possible surface grouting, is a glossy, mirror-like finish that will require protection for enhanced durability. Allow surfaces to dry if wet. Always consider slip factor functional requirements and confirm preparation adequacy. Apply EpiMax 777UHD in two coats at 10m² per litre. Prime first with one coat of EpiMax 999WB at 10m² per litre.



Solid colour direct-to-concrete applications


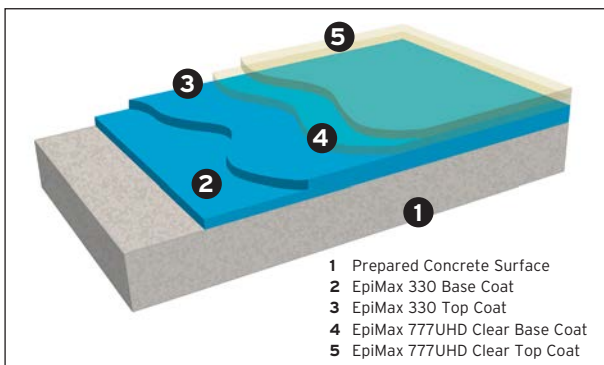
Prepare the concrete surface as above to exceed CSP 2 profile. Allow surfaces to dry if wet. Always confirm preparation adequacy. Apply EpiMax 777UHD Colour in two coats at 10m² per litre.



Over-coating applications

When over-coating previously applied EpiMax coatings, ensure the surfaces are clean, dry and free of any contamination and less than two days old.

Apply EpiMax 777UHD Clear or Colour in two coats at 10m² per litre.



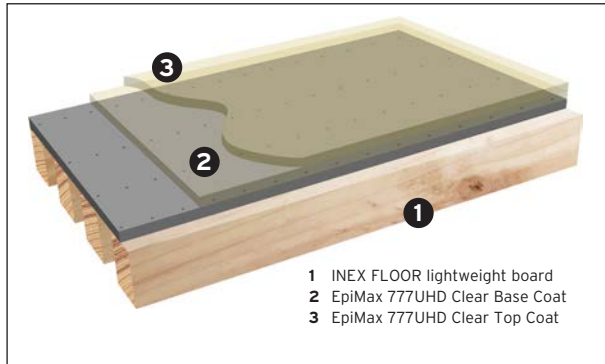
Clear protection for INEX FLOOR installations

EpiMax 777UHD is suitable as an *internal and an external clear sealer, for smooth and rough sides, gloss & matt for INEX FLOOR Applications*. Ensure the surfaces are clean and free of any contamination.

Wipe the entire surface with clean damp cloth to remove any dust and then allow to dry.

Apply EpiMax 777UHD in a minimum of two coats.

Note: The application of the coating will protect the boards from staining and contamination. It will change the appearance slightly. It is recommended that the applicator always confirms the suitability of the coating appearance on a sample board in advance.



Packaging

EpiMax 777UHD Gloss and Matt is available as a stock line in clear. It is available in 9 litre and 18 litre packs (includes Activator, Base). It is pre-packed in correct proportions for use.

Coloured versions are available to special order.

Safety precautions

Read **Material Safety Data Sheet** before commencing any application. Keep away from children. Avoid contact with skin and avoid breathing vapour. Always provide adequate personal protection (gloves & goggles etc) during use. Always provide adequate ventilation, especially in confined spaces. If poisoning occurs, call Doctor or Poisons Information Centre. Phone 13 11 26. If swallowed, DO NOT induce vomiting. Give plenty of water or milk. If skin contact occurs, quickly remove contaminated clothing and wash affected areas thoroughly with soap and water.

TDG Code: Activator - Not Classified, Base - Not Classified